



Monthly Totals & Trends

1,861

Noise Comments

95

Distinct Households

120

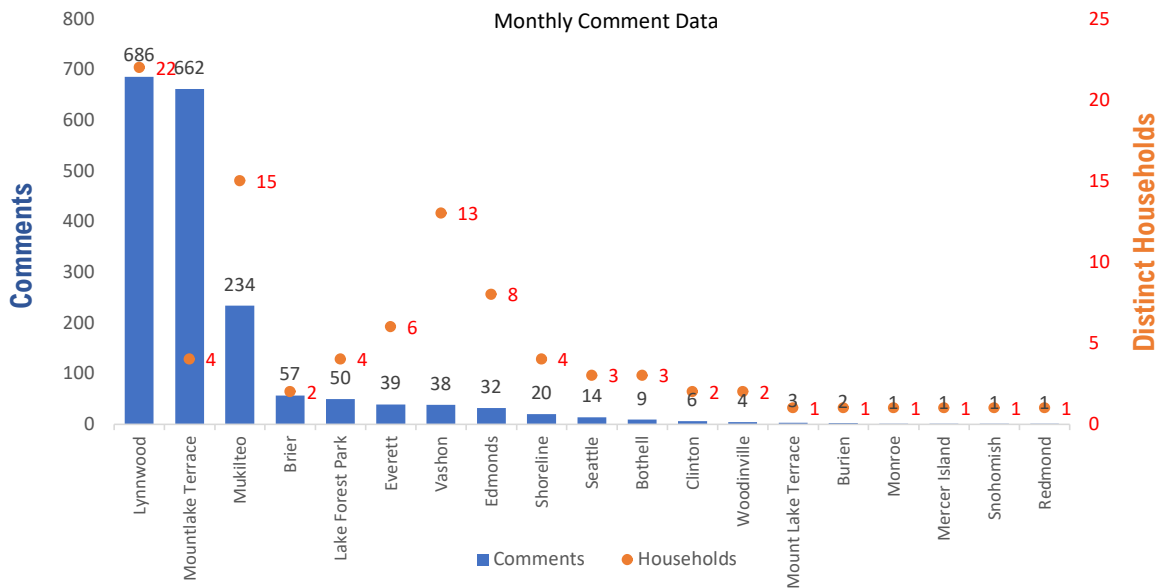
Distinct Households YTD

1,512 (81.2%)

Comments by top 10 households

Paine Field – Snohomish County Airport uses a variety of methods to identify, track, and reduce the impact of aircraft noise on the surrounding communities. Noise comments are managed using a third-party application that correlates each complaint with a specific flight to help airport staff identify the primary causes of noise. The airport does not have the authority to restrict aircraft operations or change aircraft flight paths. Instead, the airport relies on pilots following the published voluntary noise abatement procedures. Several factors may require a pilot to deviate from these procedures including air traffic control instruction or safety considerations. Paine Field – Snohomish County Airport is owned and operated by Snohomish County in compliance with federal aviation regulations. Because the airport operates under the guidance of federal regulations, it's facilities must remain open to users of the national airspace system 24 hours a day, 365 days a year.

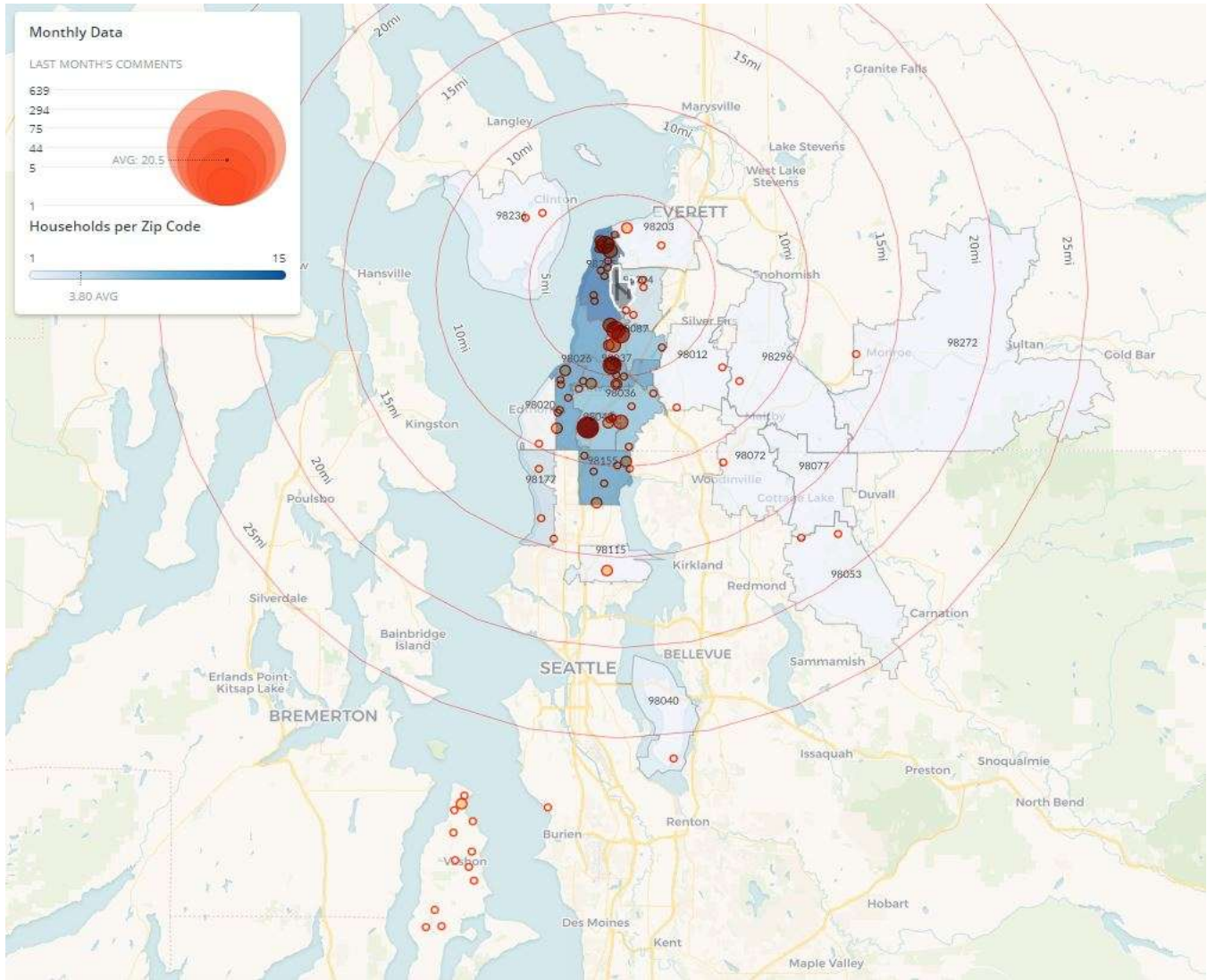
Monthly Totals & Trends: By City



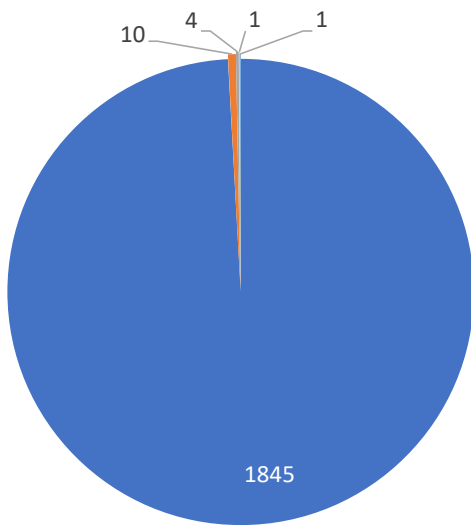
CITY	COMMENTS	DISTINCT HOUSEHOLDS	AVG COMMENTS/HOUSEHOLD
Lynnwood	686	22	31
Mountlake Terrace	662	4	166
Mukilteo	234	15	16
Brier	57	2	29
Lake Forest Park	50	4	13
Everett	39	6	7
Vashon	38	13	3
Edmonds	32	8	4
Shoreline	20	4	5
Seattle	14	3	5
Bothell	9	3	3
Clinton	6	2	3
Woodinville	4	2	2
Mount Lake Terrace	3	1	3
Burien	2	1	2
Monroe	1	1	1
Remaining Cities	4	4	1
Totals	1,861	95	20

Noise Comment Map: By Zip Code

NOTES: Noise comments from households submitted without valid address information are not depicted on the map.

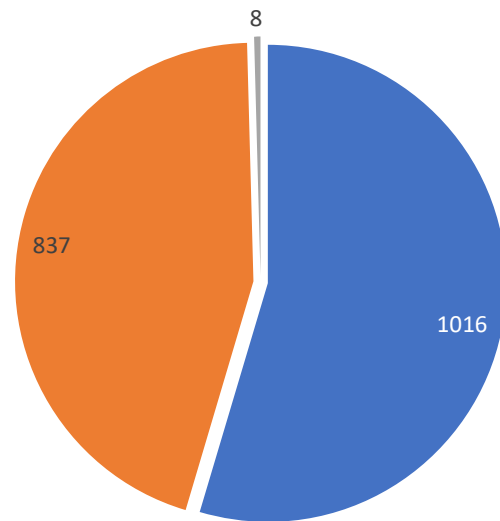


Comment Breakdown: Types & Filing Method



■ Loud ■ Low ■ Unspecified ■ Runup ■ Off Course

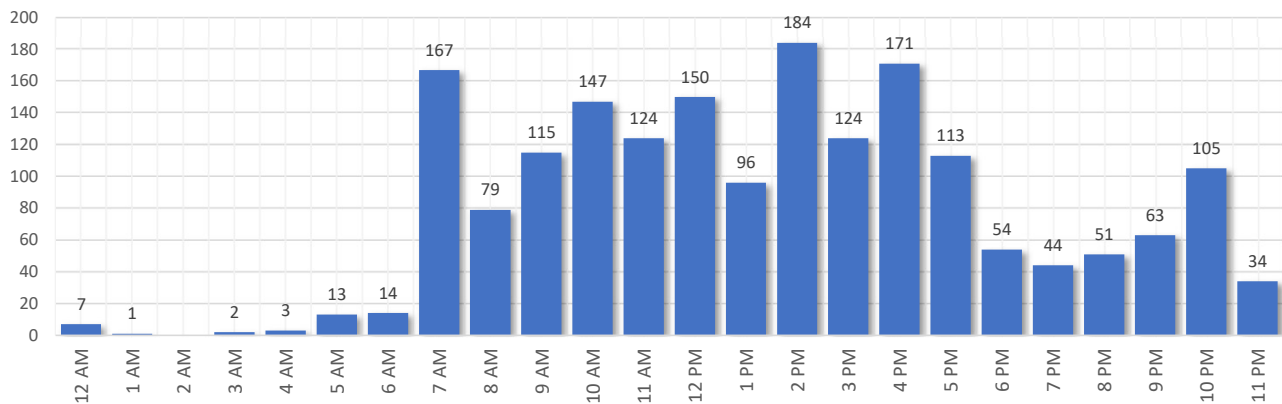
COMMENT TYPE	COMMENTS
Loud	1845
Low	10
Unspecified	4
Runup	1
Off Course	1



■ Web App ■ Webform ■ Hotline

METHOD RECEIVED	COUNT
Web App	1016
Webform	837
Hotline	8

Complaints by Time of Day

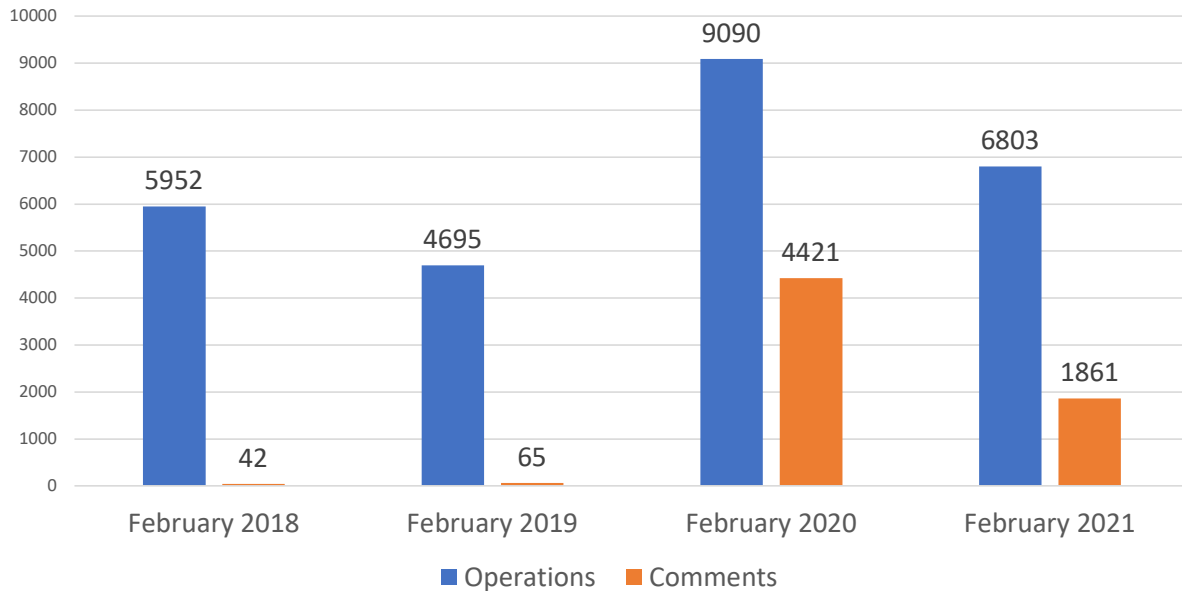




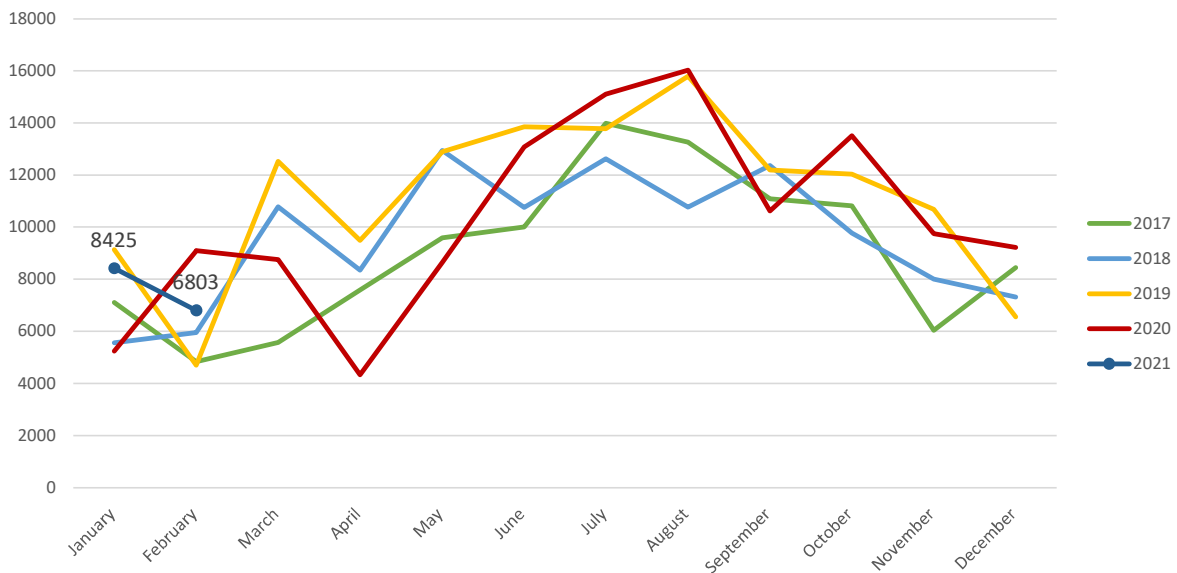
Aircraft Operations Summary:

During February 2021, the Paine Field Air Traffic Control Tower reported 6803 flight operations. This is a 25.1% decrease in operations compared to February 2020 which had 9090 operations. The four-year average for February is 6635 flight operations. Total operations for February were 2.5% above the average.

Monthly Operations VS Noise Comments



Monthly Operations Four Year Data



Paine Field Website: www.paineairport.com
 Noise Abatement Procedures: www.paineairport.com/159/Noise-Abatement-Procedures
 Paine Field Noise FAQ: www.paineairport.com/215/Noise-FAQs
 To submit a noise comment online: www.planenoise.com/kpae
 To submit a noise comment by phone: (425) 284-0500